

Get paid fast and securely with Nedbank Direct EFT

Nedbank Direct EFT enables customers to pay directly from their favourite ecommerce merchants using the Nedbank Money App.



FEATURE OVERVIEW

Peach Payments data shows alternative online payment methods are gaining traction in South Africa. Nedbank Direct EFT facilitates immediate payments from customers bank accounts via API, for fast, secure online transactions in three easy steps.

1 Any Channel, Any Time

Stock doesn't sit - start preparing delivery as transaction happens.

2 Payment Verification

Payment verification means no fraudulent transaction charge-backs.

3 Reduced Admin

Reduce admin with automated payment-to-transaction allocations.

Step By Step Overview

Step 1

Select Nedbank Direct EFT at checkout.

Step 2

Securely log in with your Nedbank ID.

Step 3

Approve the payment through the Nedbank Money app.

Key Advantage of Nedbank Direct EFT

Nedbank Direct EFT facilitates seamless transactions through a direct bank integration. This ensures faster, more reliable payment processing and better conversion rates. For example, a direct bank EFT has **double the conversion rate compared to standard EFT** payment methods.

Source | [Peach Payments Internal Data](#)



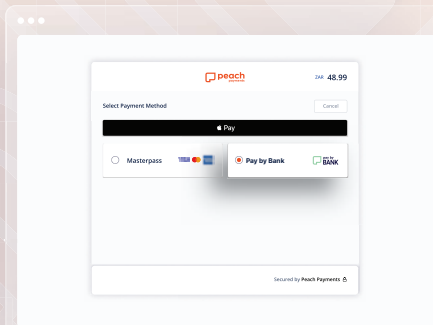
Get paid fast and securely with Nedbank Direct EFT

Nedbank Direct EFT enables customers to pay directly from their favourite ecommerce merchants using the Nedbank Money App.



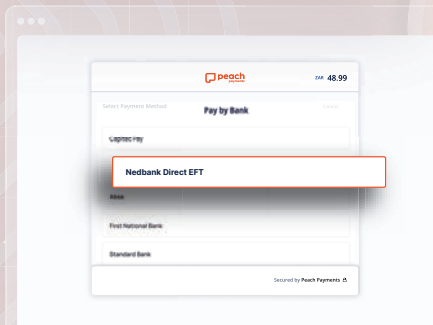
STEP 1

Your customer initiates a checkout and selects Pay by Bank, on a secure hosted payment page.



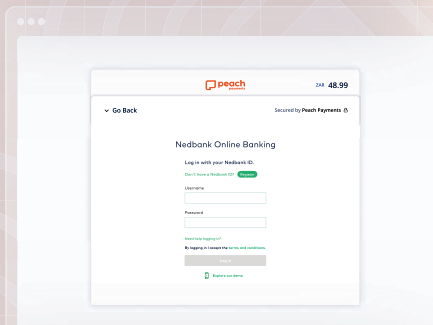
STEP 2

Under the Bank list for Pay by Bank, your customer will select Nedbank Direct EFT.



STEP 3

Your customer securely logs into Nedbank Online Banking using their Nedbank ID.



STEP 4

Your customer completes payment with one of the payment options offered by Peach Payments.

