

Access a wider market with EFT's that verify instantly

Instant EFT by Peach Payments is a secure, convenient way to receive payments via online stores or payment links



FEATURE OVERVIEW

Make payments work for you. Instant EFT by Peach Payments is simple and convenient.

- Payments are made directly to your account
- None of the transaction limitations of manual EFTs
- Payment verification means no fraudulent transaction charge-backs
- Reduce admin with automated payment-to-transaction allocations

1 Sales That Move

With instant payment verification, you can fulfill sales without delay

- Start preparing delivery or initiate services from the moment a transaction is made
- Stock doesn't have to sit whilst waiting for a manual EFT to clear
- Faster fulfillment means faster service and happier customers

3 Easy Accounting

Reduce payment reconciliation time linking payments with products

- Less admin with automated payment-to-transaction allocations
- Transactions are settled daily for ISO and weekly for aggregation

2 Keep it Flowing

Instant EFT by Peach Payments keeps customers on your site

- Customers make secure payments on site without switching to internet banking
- Payment flows without your customer picking up a bank card
- Streamlined checkout increases customer conversion rate

4 Extend Your Reach

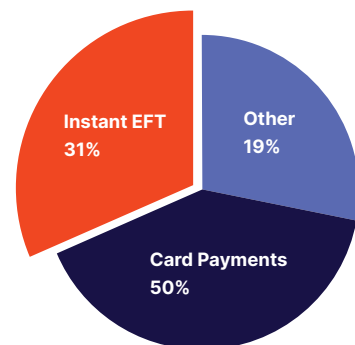
Access a wider market with an extra payment option available to anyone with a bank account

- Accessible to those who can't pay with card
- Transact in industries that don't allow card payments
- Send payment links without the need for an online store

South African Payment Method Breakdown

- Card Payments : 50%
- Instant / Direct EFT: 31%
- Other Payment Methods: 19%

Source | Statista (2021)




Access a wider market with EFT's that verify instantly

Instant EFT by Peach Payments is a secure, convenient way to receive payments via online stores or payment links



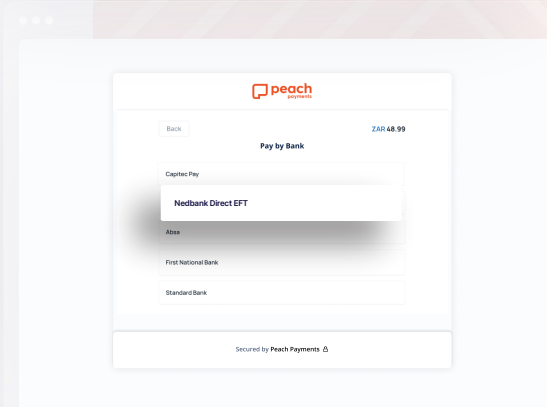
STEP 1

Your customer initiates a checkout and selects **Pay by Bank** on a secure hosted payment page



STEP 2

Your customer then selects their preferred banking provider from a list of local banks



STEP 3

Your customer securely logs into Nedbank Online Banking using their Nedbank ID and RSA ID Number

